

# INNOVA SPECIFICATION CHART

19/May/22

INNOVA SKU #	QH04M9LR-3+4+6	Customer Item#	Variance (Queen)
--------------	----------------	----------------	------------------

## PRODUCT SIZE

SIZE	LENGTH(inch)	WIDTH(inch)	HEIGHT (height of platform to ground) (inch)	LEG HEIGHT(inch)
QN	79.5	59.5	15.58	3"+4"+6"

## PACKING SIZE


SIZE	LENGTH(inch)	WIDTH(inch)	HEIGHT(inch)	CUFT
QN	61.1	40.9	7.95	11.5

SIZE	N. W. (lbs)	G. W. (lbs)	Loadability
QN	142	153	214

## DESCRIPTION(Frame) -QH04

Fabric	B2 GREY	PICS  
Packaging	STANDARD	
Headboard Bracket Req'd	SP12HBB	
Positions	Full-range 2 Head and Foot	
Total Maximum Weight	850 lbs	
Reposition To Wall System	No	
Back Up Angle	59° -62°	
Leg Up Angle	43° -46°	
Degree Of Pillow Tilt	No	
Pillow Maxium Height	No	
Lumbar Maxium Height	No	
Lumbar Effective Range	No	
Lounger	No	
Leg Down Angle	No	
Leg Height	4"-6"-7"-9"-10"-13"	
Warranty	20 years frame	

## DESCRIPTION(Motor) -M9LR

Control Box	M9LR control box	PICS  
Remote control	INNOVA wireless with flashlight	
Remote Logo	INNOVA	
Memory positions	3	
"Flat" Button	Yes , one touch	
Emergency Battery Back up	Yes	
Easy to reach Emergency Lowering/Link button	Yes	
Actuator	head:330/90, foot:260/60	
Safety System	Gravity down Actuator, children safety lock	
4 Massage	4 Massage	
Massage Timer	NO	
Massage Type	4 Type/ 3 intensity	
Under Bed Led Lighting	Yes	
Bluetooth	additional available	
USB Charge	additional available	
Synch Cord Require	No need	
Warranty	First year in home Service, 3 years parts, 1 year for remote	

# INNOVA SPECIFICATION CHART

19/May/22

INNOVA SKU #	KHN04M9LR-3+4+6	Customer Item#	Variance (King)
--------------	-----------------	----------------	-----------------

### PRODUCT SIZE


SIZE	LENGTH(inch)	WIDTH(inch)	HEIGHT (height of platform to ground) (inch)	LEG HEIGHT(inch)
CK	83.5	71.5	15.78	3"+4"+6"
EK	79.5	75.5	15.78	3"+4"+6"

### PACKING SIZE


SIZE	LENGTH(inch)	WIDTH(inch)	HEIGHT(inch)	CUFT
CK	72.8	42.9	10.2	18.4
EK	76.8	40.9	10.2	18.5

SIZE	N. W. (lbs)	G. W. (lbs)	Loadability
CK	194	208	124
EK	194	208	124

## DESCRIPTION(Frame) -KHN04

Fabric	B2 GREY	PICS 
Packaging	STANDARD	
Headboard Bracket Req'd	SP12HBB	
Positions	Full-range 2 Head and Foot	
Total Maximum Weight	950 lbs	
Reposition To Wall System	No	
Back Up Angle	59° -62°	
Leg Up Angle	43° -46°	
Degree Of Pillow Tilt	No	
Pillow Maxium Height	No	
Lumbar Maxium Height	No	
Lumbar Effective Range	No	
Lounger	No	
Leg Down Angle	No	
Leg Height	4"-6"-7"-9"-10"-13"	
Warranty	20 years frame	

## DESCRIPTION(Motor) -M9LR

Control Box	M9LR control box	PICS 
Remote control	INNOVA wireless with flashlight	
Remote Logo	INNOVA	
Memory positions	3	
"Flat" Button	Yes , one touch	
Emergency Battery Back up	Yes	
Easy to reach Emergency Lowering/Link button	Yes	
Actuator	head:330/125, foot:330/110	
Safety System	Gravity down design, children safety lock	
4 Massage	4 Massage	
Massage Timer	NO	
Massage Type	4 Type/ 3 intensity	
Under Bed Led Lighting	Yes	
Bluetooth	additional available	
USB Charge	additional available	
Synch Cord Require	No need	
Warranty	First year in home Service, 3 years parts, 1 year for remote	